



REALWHEELS CORPORATION

RWC

American-Made Wheel Simulators & Wheel Accessories

1-800-982-1180 • www.realwheels.com

22.5"–24.5" Simulators.....	2-3
Universal Simulators.....	4-5
Super Single Simulators	6-7
19.5" Simulators	8-9
16"–17.5" Simulators.....	10-11
Sprinter Simulators.....	12-13
Ford Transit Simulators	13
Import Truck Simulators	14-15
Stealth Series Covers.....	16-17
Lug Check	18
Lug Nut Covers	19
EZ-Access Extension Kit.....	20
Air Valve Extensions	20

22.5" – 24.5" SIMULATORS



American
Road Series



22.5"–24.5"
Simulators Features

- Offer a front profile and deep rear inset that simulates the look of aluminum wheels.
- High-quality, non-magnetic 304L stainless—will not rust, pit, corrode or turn yellow.
- Engineered to fit securely to steel or aluminum wheels.
- The hook mount systems do not require excess stud.
- These systems do not disturb the torque of the lug nuts.
- Rear simulators fit wide-base wheels.

Classic
Series



Pop-In Centers for
easy oil cap viewing.



Front Simulator Kits

*For Classic Style change "A" to "C" in model number

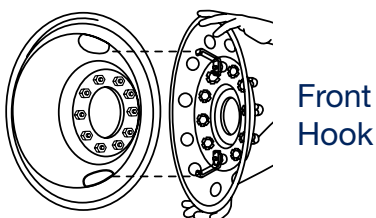
WHEEL SIZE	WHEEL PART #	HP/SP	LUGS	H.H.	FRONT BRIDGE*	FRONT HOOK*
22.5 x 7.50	29001	HP	10	5	RW1173-22101AK	RW1173-33AK
22.5 x 7.50	27403	SP	10	2		RW1173-23AK
22.5 x 8.25	90260, 90541	HP	10	2	RW1173-22101AK	RW1173-205AK
22.5 x 8.25	28408, 50408	HP	10	2	RW1173-22101AK	RW1173-24AK
22.5 x 8.25	28487, 50487	HP	10	5	RW1173-22101AK	RW1173-34AK
22.5 x 8.25	90262	HP	10	5	RW1173-22101AK	RW1173-305AK
22.5 x 8.25	27404	SP	10	2		RW1173-24AK
22.5 x 8.25	87460	SP	10	2	RW1173-22101AK	RW1173-260AK
22.5 x 8.25	87905	SP	10	2	RW1173-22101AK	RW1173-305AK
22.5 x 8.25	87904	SP	10	5	RW1173-22101AK	RW1173-205AK
22.5 x 9.00	29039	HP	10	5	RW1173-22102AK	RW1173-59AK
22.5 x 9.00	29300	HP	10	5	RW1173-22102AK	RW1173-300AK
22.5 x 9.00	28510	SP	10	2		RW1173-20AK
24.5 x 8.25	28409, 28827	HP	10	2		RW1177-26AK
24.5 x 8.25	28641	HP	10	5		RW1177-36AK
24.5 x 8.25	27406, 28410	SP	10	2		RW1177-26AK

Rear Simulator Kits with Air Valve Extensions

W. SIZE	HP/SP	REAR BRIDGE*	REAR WEDGE*
22.5"	HP	RWWLH2003-AXKI	
22.5"	SP		RWWLS2003-AXK
24.5"	HP	RWWLH2401-AXKI	
24.5"	SP		RWWLS2401-AXK

Mounting Systems


RealWheels has over 30 years' experience developing mounting systems for wheel simulators. Our innovative designs have been awarded numerous patents.



Front Hook



Front Bridge



Rear Bridge



Rear Wedge

22.5" Universal Rear Simulator Kits with Air Valve Extensions



Secure and Trouble-Free Installation



The universal ring mount system easily attaches to the axle end.

STYLE	REAR UNIVERSAL*
Mirror-Finish	RWUN2002-AXK
Black	RWUN2002-AXKBP

UNIVERSAL SIMULATORS (20", 22", 22.5" & 24.5")

Premounted
Lug Nut
Covers



Lug Nut Cover
Bump-out
Design





For Steel Disc Wheels (Center Mount Bracket)

WHEEL SIZE	LUGS	PREMOUNTED LUG NUTS		INTEGRATED LUG NUTS	
		FRONT	REAR	FRONT	REAR
22.5"	8	RW1170LK-34C	RW1021LK-UC	RW1170BK-34C	RW1021BK-UC
20" or 22.5"	10	RW1173LK-34C	RW1021LK-UC	RW1173BK-34C	RW1021BK-UC
24.5"	10	RW1177LK-34C	RW1023LK-UC	RW1177BK-34C	RW1023BK-UC

20" rim must have an outside diameter of 23"

Wheel Part Numbers For Steel Disc Wheels

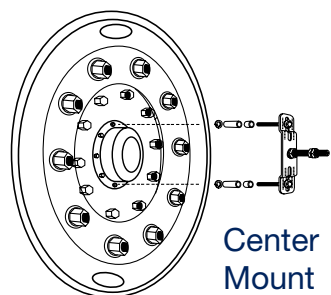
22.5" 10 Lug: 27403, 28408, 28487, 28510, 29001, 29039, 29300, 50408, 50487, 87904, 90260, 90262, 90541	8 Lug: 28869, 29028, 90973, 28484, 8884
24.5" 10 Lug: 27406, 28409, 28410, 28641, 28827	

Cast Spoke Wheels (Center Mount Bracket)

WHEEL SIZE	PREMOUNTED LUG NUTS		LUG NUT BUMP-OUT DESIGN	
	FRONT	REAR	FRONT	REAR
20" or 22.5"	RW1121LK-34C	RW1021LK-UC	RW1121BK-34C	RW1021BK-UC
22" or 24.5"	RW1123LK-34C	RW1023LK-UC	RW1123BK-34C	RW1023BK-UC
26"	RW1178LK-34C	RW1023LK-UC	RW1178BK-34C	RW1023BK-UC

- To add Braided Air Valve Extensions (RW1258) for rear covers, add an "X" before the "K" in the model number (e.g. RW1021LXK-UC).

Whether you have an early model truck with cast spoke (Dayton) wheels or a brand new truck with steel disc wheels, these covers fit them all.



Universal Simulator Features

- Available in sizes to fit 20" & 22.5" and 22" & 24.5".
- High-quality 304L stainless steel will not rust, pit, corrode or turn yellow.
- Easy care and low maintenance for years to come.
- With our Lug Nut Cover Bump-out Design, you get the styling of lug nuts, yet cleaning is a snap since you don't have the full lug nut cover to wash around.


Universal Simulators are for cast spoke (Dayton) or steel disc wheels. Truly Universal for any wheel. Center mount system makes installation simple and D.O.T. inspections easy.



Cast Spoke Wheels Before and After

SUPER SINGLE FRONT SIMULATORS (10-Lug)

Super
Single
w/Pop-In
Centers



RW1130



RW1133LKO

Super Single Front Simulators with Pop-In Centers (10-Lug)

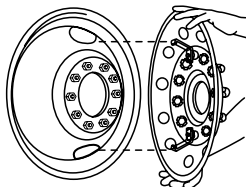
WHEEL SIZE	W. PART #	HP/SP	HH	BRIDGE BRACKET*	HOOK MOUNT*	LKO MOUNT
22.5 x 9.00	28192	SP	0			RW1133LKO
22.5 x 12.25	28126	SP	0			RW1133LKO
22.5 x 12.25	29218 29220 29815	HP	2		RW1130-24AK	
22.5 x 12.25	29054	HP	5		RW1130-34AK	
22.5 x 12.25	29806	HP	5	RW1130-22101AK	RW1130-306AK	
22.5 x 12.25	29807	HP	5	RW1130-22101AK	RW1130-307AK	
22.5 x 12.5	28803	HP	5		RW1130-33AK	
22.5 x 13.00	29057	HP	5		RW1130-37AK	

*For Classic Style change "A" to "C" in model number

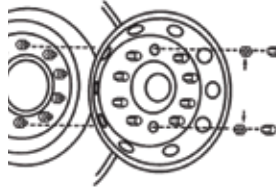
Mounting Systems



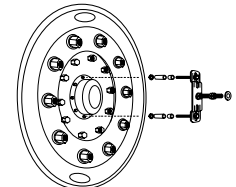
Front
Bridge



Front
Hook



LKO
Mount



Center
Mount



Universal
Super
Single
Front



Premounted Lug Nut Covers



Lug Nut Cover Bump-out Design

Universal Super Single Front Simulators (Center Mount Bracket)

WHEEL SIZE	LUGS	PREMOUNTED LUG NUTS	LUG NUT BUMP-OUT
20"/22.5" x 9"/12.25"/13"	10	RW1160LK-34	RW1160BK-34A

20" and 22.5" Super Single Simulators for heavy duty front axles offer the only flush profile in the industry. This flush profile is crucial to maintain mandatory width offsets.



- High-quality, non-magnetic 304L stainless steel—will not rust, pit, corrode or turn yellow.
- Simplified over-the-lug, patented mounting system.
- For heavy rated front axles.
- Easy D.O.T. inspection.

Lug Nut Cover Bump-out Design

Styling of lug nuts, without the hassle of cleaning around lug nuts.

Custom Sizes Available

RealWheels Super Single Covers can be designed to fit any super single wheel, even airport ARFF units.

Our simulators install easily on most super single wheels.



Pop-In Centers for
easy oil cap viewing.

19.5" SIMULATORS

19.5" Simulators offer a front profile and deep rear inset that simulates the look of aluminum wheels.



American Road Series (Round Holes)

- High-quality, non-magnetic 304L stainless steel—will not rust, pit, corrode or turn yellow.
- The hook mount systems do not require excess stud.
- These systems do not disturb the torque of the lug nuts.

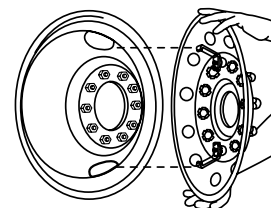


E-Series (Extruded Holes)

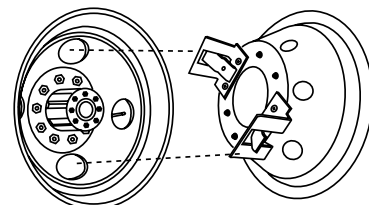


Classic Series
(Oval Holes)

Mounting



Front Hook Mount



Rear Hook Mount



Front and Rear Bridge



**Front and Rear
Turn & Lock Bracket**

19.5" Simulators Kits

*For Classic Style change "A" to "C" in model number

WHEEL SIZE	WHEEL PART #	HP/SP	LUGS	H.H.	KIT (Mounting)*
Sterling Bullet, Ram 4500 and Ram 5500					
19.5 x 6.00			10	5	RW1904-3AK (Front Hook/Rear Bridge)
Freightliner MT35, MT45, FL50 and FL60; International 4600, 4700, 4900					
19.5 x 6.00	29388, 28853	SP	6	2	RW1906-2AK (Bridge Bracket)
19.5 x 6.00	28179	SP	6	6	RW1906-2AK (Bridge Bracket)
Freightliner MT35, MT45, FL50 and FL60; International 4600, 4700 and 4900 Low Pro					
19.5 x 6.00	28179	SP	6	6	RW1900-279AK (Hook Mount)
Freightliner FL50 and FL60					
19.5 x 6.00	29715	HP	8	4	RW1900-215AK (Hook Mount)
19.5 x 6.00	29717	HP	8	4	RW1900-217AK (Hook Mount)
Chevy/GMC P300, H22C, H22K					
19.5 x 6.00	27775	HP	10	5	RW1900-375AK (Hook Mount)
Hino, Fuso, Isuzu with 6 lug ball seat wheels					
19.5 x 6.00	Topy 127	SP	6	6	RW1963-27JEK (Turn & Lock Bracket)
Chevy/GMC Kodiak C6500 and Topkick; Silverado 4500HD, 5500HD; Freightliner FL50, FL60, M2 Low Pro, 106 Low Pro; International 4600, 4700, 4900, 4200, 4300, and 4400 Low Pro; Kenworth K170 Low Pro and all Class 5;					
19.5 x 6.75	28612, 28680, 50180	HP	8	4	RW1900-280AK (Hook Mount)
Chevy/GMC Kodiak C6500; Silverado 4500, 5500; Freightliner FL50 and FL60; International 4200, 4300, 4400					
19.5 x 6.75	29719, 50232	HP	8	5	RW1900-248AK (Hook Mount)
International 4300, 4600, 4700 and 4900 Low Pro					
19.5 x 7.50	29195	HP	10	5	RW1910-395AK (Hook Mount)

Ford F450/F550 19.5" Simulators Kits

*For Classic Style change "A" to "C" in model number.

WHEEL SIZE	WHEEL PART #	HP/SP	LUGS	H.H.	AMERICAN*	E-SERIES
Ford F-Super Duty (1998-2004)						
19.5 x 6.00	29186, 29584, 29745	HP	8	5	RW1901-AOK	RW1901-EOK
Ford F450/F550						
19.5 x 6.00	29839, 29884, 8C34-1015-DB (F2567)	HP	10	5	RW1902-AOK	RW1902-EOK
Ford Motor Home						
19.5 x 6.75	29236, 29585	HP	8	5	RW1901-336AK	
Ford F450/F550 Motor Home; Ford F53 and F59						
19.5 x 6.75	29879	HP	10	5	RW19-AF59	RW19-EF59

NOTE: All Ford 4-wheel simulators include pop-in center

- To add Braided Air Valve Extensions (RW1258) for rear covers, add an "X" before the "K" in the model number (e.g. RW1906-2A**X**K)

16", 17.5" SIMULATORS

16" and 17.5" Simulators offer a front profile and deep rear inset that simulates the look of aluminum wheels.



American Road Series (Round Holes)

- High-quality, non-magnetic 304L stainless steel—will not rust, pit, corrode or turn yellow.
- The hook mount systems do not require excess stud.
- These systems do not disturb the torque of the lug nuts.

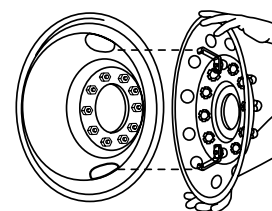


E-Series (Extruded Holes)

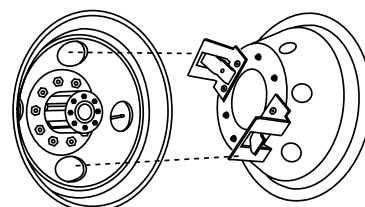


Classic Series
(Oval Holes)

Mounting



Front Hook Mount



Rear Hook Mount



Front and Rear
Turn & Lock Bracket



16" & 17.5" Simulators Kits

WHEEL SIZE	WHEEL PART #	HP/SP	LUGS	H.H.	KIT*
Ford F-Super Duty (1988-1997)					
16 x 6.00	28375, 28513, 28671, 29581	HP	10	4	RW1610-271AK (Hook Mount)
Ford E350 (1985-1991) and Ford F350 (1984-1997)					
16 x 6.00	28333, 28511, 29315, 29577	HP	8	4	RW1600-215AK (Hook Mount)
Ford F350 (1998-2004)					
16 x 6.00	29223, 29746, 29889	HP	8	4	RW1600-223AK (Hook Mount)
Dodge Ram 3500 (1999-2002) and Ford F350 4x4 (1985-1997)					
16 x 6.00	28371, 28512, 29316, 29578	HP	8	4	RW1600-216AK (Hook Mount)
Ford E350 (1992-2007)					
16 x 6.00	28618, 29207, 29317, 29398, 29579	HP	8	8	RW1600-298AK (Hook Mount)
Hino, Fuso, Isuzu with 6 lug ball seat wheels					
16 x 6.00	Topy 127-9/128-9/135-9	SP	6	6	RW1663-67JK (Turn & Lock Bracket)
17.5 x 6.00	Topy 135-9	SP	6	6	RW1600-298AK (Turn & Lock Bracket)

E-Series Kits

MAKE & MODEL	WHEEL PART #	W. SIZE	AMERICAN*	E-SERIES
Ford E450	29583 for E350	16 x 6.00	RW1600-27AOK	RW1600-27EOK
Chevy/GMC 3500 & 4500	29588	16 x 6.50	RW1600-26AOK	RW1600-26EOK
Ford F350 (2005-2015)	50275, AC3Z-1015-ACP	17 x 6.50	RW1701-AOK	RW1701-EOK



4x4 Open Center

- To add Braided Air Valve Extensions (RW1258) for rear covers, add an "X" before the "K" in the model number (e.g. RW1600-261A**X**K).
- For 4x4 Open Center add "4" to the end of the model number (e.g. RW1600-216AK**4**).



SPRINTER SIMULATORS (Dual Wheel)



2012-Current 3500 (EZ)



2004-2006 3500



2007-2011 3500 (EZ)



2007-2011 3500

WHEEL SIZE	FITS	MODEL #	W/ EXTENSIONS KIT
15" x 6"	2003 and earlier	RW1500-2SAK14	RW1500-2SAXK14
16" x 6"	'04-'06 3500	RW1600-2SAK	RW1600-2SAXK
16" x 6"	'07-'11 3500	RW1602-3SAK	RW1602-3SAXK
16" x 6"	'07-'11 3500 (EZ)	RW1602-12SAK	RW1602-12SAXK
16" x 6"	'12-cur. 3500 (EZ)	RW1602-18SAK	RW1602-18SAXK

Sprinter simulator design is patterned with the same number of cutouts as the factory wheel and is approved by Daimler Commercial.

- We've designed our EZ line of wheel simulators so they are EZ to install, EZ to clean and EZ to maintain. Plus they are offered at a lower price, which makes them EZ to purchase.
- High quality, heavy-gauge stainless steel.
- Patented mounting system — no lug nuts to remove.

- Rear simulators have a new, extremely low center cap design that eliminates obstructions when servicing and creates the easiest wheel simulators to maintain and clean.





SPRINTER SIMULATORS (Single Wheel)



2007-Current 2500 (EZ)



2004-2006 2500

SIZE	FITS	MODEL #
16" x 6"	'04-'06 2500	RW1601-3ABK
16" x 6"	'07-cur. 2500	RW1603-SAK

- Cutout patterns match factory wheels for improved air flow!
- Integrated lug nut cover design prevents curbing damage, eliminates missing lug nut covers, and provides easy maintenance.

FORD TRANSIT SIMULATORS & ACCESSORIES (2014-Current)



SIZE	FITS	MODEL #	W/ EXTENSIONS KIT
16" x 6"	Single Wheels	RW1604-TAK	N/A
16" x 6"	Dual Wheels	RW1606-12TAK	RW1606-12TAXK

- All high quality, heavy-gauge stainless steel.
- Covers install easily — no lug nuts to remove.



Overlays securely adhere with heavy-duty 3M tape.

DESCRIPTION	MODEL #
2pc S.S. Hood Vent Overlays	RWG7101-TRHV15
4pc S.S. Grille Overlay	RWG7100-CTR15
4pc S.S. Grille Overlay and 2pc S.S. Hood Vent Overlays	RWG7100-DTRV15

16", 17.5" & 19.5" SIMULATORS



E-Series (Extruded Holes with Pre-Attached Lug Nut Covers)



American Road Series (Round Holes with Integrated Bump-out Design)

Integrated bump-out design makes cleaning simulators easy—
no lug nuts to wash around.

Introducing the
Easiest Simulators
to Install on your
Hino, Fuso or Isuzu.

- Highest-quality, non-magnetic, heavy-gauge stainless steel—will not rust, pit, corrode or turn yellow.
- Polished and buffed to a mirror-shine finish.
- Easy Turn & Lock installation.
- Made in America.
- All available with a durable black powder-coated finish.
- Custom Center Logos available.



Simulators Front & Rear Kits

SIZE	H.H.	LUGS	BRACKETS	E-SERIES	AR SERIES
16"	6	6-Lug Ball Seat	Adjustable	RW1663-67JEK	RW1662-67JK
17.5"	6	6-Lug Ball Seat	Adjustable	RW1763-67JEK	RW1762-67JK
19.5"	6	6-Lug Ball Seat	Adjustable	RW1963-19JEK	RW1962-19JK
19.5"	6	6-Lug Ball Seat	1-Piece for Topy 127	RW1963-27JEK	RW1962-27JK
19.5"	6	6-Lug Ball Seat	1-Piece for Topy 135	RW1963-35JEK	RW1962-35JK

Note: 19.5 Rear simulators available with Braided Stainless Extensions, add "X" to model number (e.g. RW1963-27JEXK)

Easy Installation with
only a screwdriver and 1/2" wrench



Place the larger openings of bracket base over the lug nuts. Then rotate the bracket counter-clockwise.



Insert bracket locking tabs into the cavity of the bracket base. Thread nut onto the threaded bolt.



Align holes in the Simulator or Cover-Up Hub Cover with the holes in the bracket and secure.



It's quick and simple.



NEW!



STEALTH SERIES

High-quality 304L stainless steel with a durable black powder-coated finish.





STEALTH BLACK FRONT BABY MOONS

STYLE	MODEL #
With Logo	RW6215U2BP
No Logo	RW6215U2BPNEL
Open Center	RW6220U2BP

Fits All Front Wheels with 4, 5 or 6 Pilots – Hub or Stud Piloted – Aluminum or Steel Wheels.

STEALTH BLACK LUG NUT COVERS

SIZE	MODEL #
1.5"	RW5610BP
1.5" x 2"	RW5615BP
33mm	RW5625BP
33mm x 2.56"	RW5696BP



STEALTH BLACK REAR HIGH HATS

STYLE	HT	STUD/OIL CAP	VEHICLES	MODEL #
With Logo	9.8"	5/8" & 3/4"	Standard Class 7 & 8	RW7719-850BP
No Logo	9.8"	5/8" & 3/4"	Standard Class 7 & 8	RW7719-850BPNEL

- Fits 8.25" – 8.75" Dia. Drive Axles.
- Mounting Bracket Model: RW77-850



STEALTH BLACK SIMULATORS

- High-quality, non-magnetic 304L stainless with a durable black powder-coated finish—will not rust, pit, or corrode.
- Engineered to fit securely to steel or aluminum wheels.
- Does not disturb the torque of the lug nuts.

For more information
call 1-800-982-1180.

Lug Nut Covers




The only lug nut cover that provides safety, good looks, and a lug nut indicator.


- Fits 33mm lug nuts.
- Optional logo and reflective inserts available. Call for more Info.
- High-quality, chrome plated ABS.



Your Company Logo Here



WITHOUT



WITH

Optional Reflectors Dramatically Increase Visibility

Lug Check Loose Lug Nut Cover Indicators allow for quick and easy visual inspection.



SAFE

Vibration and bolt fatigue are the leading causes of self-loosening wheel lug nuts and joint failure.



UNSAFE

The Lug Check helps detect a loosened lug nut without having a trained eye.



Attractively Packaged. Includes 10 Lug Nut Covers and 10 Loose Lug Nut Indicators.

DESCRIPTION	MODEL #
33mm Lug Nut Cover (Only)	RW5810
Lug Nut Cover w/ Black Indicator	RW5810B
Lug Nut Cover w/ Black Indicator (10 Pack)	RW5810BK
Lug Nut Cover w/ Yellow Indicator	RW5810Y
Lug Nut Cover w/ Yellow Indicator (10 Pack)	RW5810YK
Black Loose Lug Nut Indicator (Only)	RW1273B
Yellow Loose Lug Nut Indicator (Only)	RW1273Y

Lug Nut Covers are available for most popular lug nut sizes and shapes.

If you don't see it, contact us at 800-982-1180 for additional sizes.



Adjustable Lug Nut Pullers

Adjusts from 1/2" to 1-3/4". They help remove lug nut covers without scratches or denting.

CHROME PLASTIC



◀ **RW5802**
33mm with
2" flange
Height: 2 1/2"



◀ **RW5801**
1 1/2" with
2 3/16" flange
Height: 2 3/4"



RW5805 ▲
33mm w/ flange
Height: 3 1/8"



RW5804 ▲
1 1/4" Height: 2"



◀ **RW5800**
1 1/2"
Height:
2 1/4"



◀ **RW5810**
33mm chrome
plastic (works
with Lug Check
see p.18)
Height: 2 3/8"

STAINLESS STEEL



RW5696 ▲
33mm w/flange
Height: 2 9/16"



RW5612 ▲
1 1/2" with skirt
Height: 2"



RW5610 ▲
1 1/2" Height: 1 5/8"



RW5615 ▲
1 1/2" Height: 2"



RW5630 ▲
41mm with skirt
Height: 1 7/8"



◀ **RW5620**
32mm
with flange
Height: 1 3/4"



◀ **RW5625**
33mm
with flange
Height: 2"



◀ **RW5618**
30mm
with flange
Height: 2"



RW5605 ▲
1" with skirt
Height: 1 1/4"



◀ **RW5600**
Ford F450/
F550 1999-
2004, 1 3/16"
with flange
Height: 1 5/8"



◀ **RW5601**
Ford F450/
F550 2005-
current, 1 3/16"
with flange
Height: 1 5/8"




◀ **RW5602**
Dodge
4500/5500
2018-current,
7/8" with flange
Height: 1 5/8"



◀ **RW5603**
Dodge
4500/5500
2018-current,
1 1/8" with flange
Height: 1 5/8"

Air Valve Extensions

EZ-ACCESS AIR VALVE EXTENSION KIT



- No need to remove axle nuts—provided jam nuts secure onto excess thread.
- Allows for convenient air pressure check and inflation.
- Universal design for 5/8" and 3/4" axle studs.
- Braided stainless steel extensions mount securely to the EZ-Access Air Valve Tabs.



DESCRIPTION	MODEL #
EZ-Access Kit	RW1258-5K

SOLID STYLE AIR VALVE EXTENSIONS

STYLE	QUANTITY	MODEL #
180° Angle	2	RW-PPK-1266-2
180° Angle	4	RW-PPK-1266-4
90° Angle	2	RW1267-2
45° Angle	2	RW1263-2
2" Straight	2	RW1262-2
3" Straight	2	RW1260
6" Straight	2	RW1259S-2

180° Angle

90° Angle



45° Angle

6" Straight



- Custom valve extensions are made in various lengths to accommodate the requirements of any wheel cover or simulator.
- Makes checking air pressure a breeze.
- Easy to install.

- Extensions are made from nickel-plated brass.

2" Straight



Call **1-800-982-1180** for more information.

3940 Tannahill Drive • Gurnee, IL 60031

847-662-7722 • Fax: 847-662-7744 • www.RealWheels.com

