

**FORD 17" AND 19.5" OVER-THE-LUG MOUNTING SYSTEM FRONT SIMULATOR INSTRUCTIONS**

**VERY IMPORTANT! Read And Understand These Steps Before Installation.**





**MOUNTING FRONT SIMULATOR**

Without removing any lug nuts from the wheels, align the two mounting holes of the Front Simulator so the excess threads of the wheel studs come through the two holes in the simulator. (See Photos 1A and 1B)

Next thread two external jam nuts onto the cover and securely tighten using a 19mm socket/wrench. (See Photos 1C, 1D) Then thread the two poly mounts onto the excess stud. (See Photos 1E, 1F) Push the two Stainless Steel Lug Nut Covers onto the Poly Mounts. (See Photo 1G) You're now finished. (See Photo 1I)

**Note:** For Identification, Removable Lug Nut Covers Are Notched. (See Photo 1H)



**REAR MOUNTING ON BACKSIDE.**

# FORD 17" AND 19.5" OVER-THE-LUG MOUNTING SYSTEM REAR SIMULATOR INSTRUCTIONS

**VERY IMPORTANT! Read And Understand These Steps Before Installation.**



PHOTO 2A




PHOTO 2C




PHOTO 2B



PHOTO 2D



PHOTO 2E




PHOTO 2F

## MOUNTING REAR SIMULATOR

Without removing any lug nuts from the wheels, begin by placing the two Rear Mounting Brackets onto the tops of the rear wheel lug nuts. (See Photo 2A) **Note:** If you are also installing braided S.S. valve extensions, make sure to orientate the Mounting Brackets so the Air Valve Tabs (located in two of the cut-outs of the Simulators) will line up so the Braided Valve Extensions will easily reach the wheel air valves.

Next install the two nuts onto the mounting brackets and tighten securely using a 19mm socket wrench. (See Photos 2B and 2C) Next place the Rear Simulator onto the wheel making sure the two mounting holes in the simulator line up with the two threaded holes in the mounting brackets. Then while holding the Simulator in place thread the two Phillips head screws through the Simulator and into the threaded holes of the mounting brackets. Tighten securely and you're finished. (See Photos 2D, 2E and 2F)

**RealWheels Corporation • 3940 Tannahill Drive • Gurnee, IL 60031**

**847-662-7722 • Fax 847-662-7744 • [www.realwheels.com](http://www.realwheels.com) • [info@realwheels.com](mailto:info@realwheels.com) • toll-free 1-800-982-1180**