



Cross Reference Chart

For Questions Call 1-800-982-1180

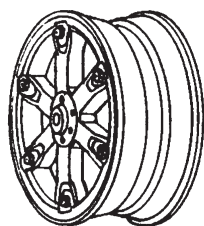


Wheel Size	Wheel Part Number	Fits/Description	RealWheels Model No.
Sprinter Wheel Simulators			
15.00 x 6.00	Model year 2003 and earlier	Dual Sprinter Wheel	RW1500-2SAK14
16.00 x 6.00	Model year 2004 to 2006	Dual Sprinter Wheel	RW1600-2SAK
16.00 x 6.00	Model year 2007 to 2011	Dual Sprinter Wheel (Classic Style)	RW1602-3SAK
16.00 x 6.00	Model year 2007 to 2011	Dual Sprinter Wheel (EZ Style)	RW1602-12SAK
16.00 x 6.00	Model year 2012 to current	Dual Sprinter Wheel (EZ Style)	RW1602-18SAK
16.00 x 6.00	Model year 2004 to 2006	Single Sprinter Wheel	RW1601-3ABK
16.00 x 6.00	Model year 2007 to current	Single Sprinter Wheel	RW1603-SAK
16" and 17" Wheel Simulators (Only available in American Road and G-Series)			
16.00 x 6.00	Accuride - 29223/29583/29746/29889	8-Lug Ford	RW1600-223AK
16.00 x 6.00	Accuride - 28511/28333/29315/29577	8-Lug Ford	RW1600-215AK
16.00 x 6.00	Accuride - 28512/29316/29578	8-Lug Ford	RW1600-216AK
16.00 x 6.00	Accuride - 28177/28374/28623/29334/29587	8-Lug Chevy	RW1600-234AK
16.00 x 6.00	Accuride - 28618/29207/29317/29398/29579	8-Lug Ford/Dodge	RW1600-298AK
16.00 x 6.00	Accuride - 28375/28513/28671/29581	10-Lug Ford	RW1610-271AK
16.00 x 6.5	Accuride - 29361/29588	8-Lug GMC	RW1600-261AK
16.00 x 6.00	STL3872	8-Lug, 4 hh, Ford E450, G-Series	RW1600-27GOK
16.00 x 6.5	Accuride - 29588	8-Lug GMC 4500, G-Series	RW1600-26GOK
17.00 x 6.5	Accuride - 50275	2005-Up 8-Lug Ford F350	RW1701-AOK
19.5" Wheel Simulators			
19.5 x 6.75	Accuride - 28612/28680/50180	8-Lug Int'l, GMC, Freightliner	RW1900-280AK
19.5 x 6.00	Accuride - 27775/29207/29667	5-Front 10-Rear Chevy	RW1900-275CK
19.5 x 6.00	Accuride - 28179	6-Lug, 6hh, stud piloted	RW1900-279AK
19.5 x 6.00	Accuride - 29839/29884	10-Lug Ford, International	RW1902-AOK
19.5 x 6.00	N/A	Dodge/Sterling 4500-5500	RW1904-3CK
19.5 x 6.00	Accuride - 29186/29584/29745	8-Lug Ford	RW1901-AOK
19.5 x 6.00	Accuride - 29388/32068	6-Lug Freightliner MT-45	RW1906-ADK
19.5 x 6.00	Accuride - 29015	8-Lug Chevy	RW1900-415AK
19.5 x 6.00/6.75	Accuride - 29717/29719	8-Lug	RW1900-217AK
19.5 x 6.75	Accuride - 29236/29585	8-Lug	RW1901-336CK
19.5 x 6.75	Fumagalli	10-Lug, F-59 Ford	RW19-F59
19.5 x 7.50	Accuride - 29195	10-Lug International	RW1910-395CK
22.5" Front Wheel Simulators (For 20" wheel use RW1173-LK with center mount system)			
22.5 x 6.75/7.50	Accuride - 29028/28869/28484	8-Lug, 4hh	RW1170-48AK
22.5 x 7.50	Accuride - 27685/29001	10-Lug, 5hh, stud or hub piloted	RW1173-33AK
22.5 x 7.50	Accuride - 27403 Budd - R93790(1)/R87540(1)	10-lug, 2hh, , stud or hub piloted	RW1173-23AK
22.5 x 8.25	Maxion/Hayes Lemmerz - 88884/89920	8-Lug, 4hh, hub piloted	RW1170-205AK
22.5 x 8.25	Accuride - 28408/28828/27404/28549/50408	10-Lug, 2hh, stud or hub piloted	RW1173-24AK
22.5 x 8.25	Accuride - 28487/27833/28476/50487	10-Lug, 5hh, stud or hub piloted	RW1173-34AK
22.5 x 8.25	Maxion/Hayes Lemmerz - 87904/90262	10-Lug, 5hh, stud or hub piloted	RW1173-305AK
22.5 x 8.25	Maxion/Hayes Lemmerz - 87905/90541/90260	10-Lug, 2hh, stud or hub piloted	RW1173-205AK
22.5 x 8.25	Maxion/Hayes Lemmerz - 87460	10-Lug, 2hh, stud piloted	RW1173-206AK
22.5 x 9.00	Accuride - 29039	10-Lug, 5hh, hub piloted	RW1173-59AK
22.5 x 9.00	Accuride - 29300	10-Lug, 5hh, hub piloted	RW1173-300AK
22.5 x 9.00	Accuride - 28510	10-Lug, 2hh, stud piloted	RW1173-20AK
22.5" Rear Wheel Simulators (For 20' and 22.5' drive axles or unique applications use RWUN2001-AXK)			
22.5 x 7.50	Accuride - 29001	10-Lug, 5hh, hub piloted	RWWLH2003-AXK
22.5 x 7.50	Accuride - 29028	8-Lug, 4hh, hub piloted	RWWLH2003-AXK8
22.5 x 7.50	Accuride - 27403	10-Lug, 2hh, stud piloted	RWWLS2003-AXK
22.5 x 8.25	Maxion/Hayes Lemmerz - 88884/89920	8-Lug, 4hh, hub piloted	RWWLH2003-AXK8
22.5 x 8.25	Accuride-28408/28487/28828, H.L.-90262/90541/90260	10-Lug, 2 or 5hh, hub piloted	RWWLH2003-AXK
22.5 x 8.25	Accuride-27404/27833/28549/28476, H.L.-87905/87904	10-Lug, 2 or 5hh, stud piloted	RWWLS2003-AXK
22.5 x 9.00	Accuride - 29300	10-Lug, 5hh, hub piloted	RWWLH2003-AXK
22.5 x 9.00	Accuride - 28510	10-Lug, 2hh, stud piloted	RWWLS2003-AXK

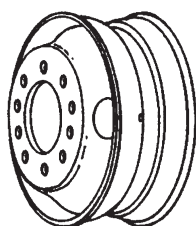
Continued on back...

Wheel Size	Wheel Part Number	Fits/Description	RealWheels Model No.
24.5" Front Wheel Simulators (For 22" wheel use RW1177-LK with 0340 center mount system)			
24.5 x 8.25	Accuride - 28409/27406/28827/28410	10-Lug, 2hh, hub or stud piloted	RW1177-26AK
24.5 x 8.25	Accuride - 28641	10-Lug, 5hh, hub piloted	RW1177-36AK
24.5" Rear Wheel Simulators			
24.5 x 8.25	Accuride - 28409/28641/27406/28827/28410	10-Lug, 2 or 5hh, hub or stud piloted	RWUN2401-AXK
* Wedge-lock rear brackets available for 22.5" and 24.5" trailer wheels.			
22.5" Super Single Simulators (For 20" super singles use RW1160-LK with 0340 or 0320 center mount system)			
22.5 x 9.00	Accuride - 28192	10-Lug, 0hh, 1-1/2" Lug w/ excess Stud	RW1133LKO
22.5 x 9.00	Accuride - 28192	10-Lug, 0hh, 1-3/4" Lug	RW1130-LMSK
22.5 x 12.25	Accuride - 29218/29220/29815	10-Lug, 2hh, stud piloted	RW1130-24AK
22.5 x 12.25	Accuride - 29054	10-Lug, 5hh, hub piloted	RW1130-34AK
22.5 x 12.25	Accuride - 29807	10-Lug, 5hh, hub piloted	RW1130-307AK
22.5 x 12.25	Accuride - 29806	10-Lug, 5hh, hub piloted	RW1130-306AK
22.5 x 12.25	Accuride - 28803	10-Lug, 5hh, hub piloted	RW1130-33AK
22.5 x 12.25	Accuride - 29808/29056	10-Lug, 5hh, hub piloted	RW1160-36AK
22.5 x 12.25	Accuride - 28126/28165	10-Lug, 2hh, 1-1/2" Lug w/ excess Stud	RW1133LKO
22.5 x 13.00	Accuride - 29057	10-Lug, 5hh, hub piloted	RW1130-37AK
22.5 x 13.00	Accuride - 29058/29812	10-Lug, 0hh or 5hh, hub piloted	RW1160PLMHK
Universal Simulators for Cast Spoke & Steel Disc Wheel 20" to 24.5"			
20.0" to 22.5"	Universal	Rears. Integrated lugnuts	RW1021BK-UC
20.0" to 22.5"	Universal	Fronts. Integrated lugnuts	RW1121BK-34C
20.0" to 22.5"	Universal	Fronts. Integrated lugnuts	RW1148BK-34C
20.0" to 22.5"	Universal	Fronts. Integrated lugnuts	RW1160BK-34C
22.0" to 24.5"	Universal	Rears. Integrated lugnuts	RW1023BK-UC
22.0" to 24.5"	Universal	Fronts. Integrated lugnuts	RW1123BK-34C
* To order with "bumps" use the "BK", to order with lug nut covers, use "LK", and to order without or smooth, use just "K". If you prefer a wing nut over a center cap, change the suffix to "34W" instead of "34C" and on rears, "UW" instead of "UC".			
** Also available with or without Lugnut Covers			
Simulators for Imports (Topy Wheels) 16" thru 22.5"			
16 x 6.00	127-9/135-9	6-Lug, 6 hh	RW1600-3JAK
16 x 6.00	127-9	5-Lug 5-Hand Hole	RW1605-3JAK
16 x 6.00	135-9	Class 4 Hino	RW1617-3HAK
16 x 6.00	127-9/128-9/135-9	6-Lug, 6 hh, EZ Style	RW1660-JEZK
17.5 x 6.00	135-9	6-Lug, 6 hh	RW1756-3JAK
17.5 x 6.75	135-9	6-Lug, 6 hh / 8-Lug, EZ Style	RW1760-JEZK
19.5 x 6.00	135-11	8-Lug, 6hh	RW1900-2JAK
19.5 x 6.75	136-12	8-Lug, 8 hh	RW1958-2JAK
19.5 x 6.75	127-10/135-11/136-12	6 lug, 6 hh	RW1956-3JAK
19.5 x 6.75	135-12	6-Lug, 6 hh, EZ Style	RW1960-JEZK
22.5 x 7.50	162-12	6-Lug, 6hh	RW1176-3JAK
22.5 x 7.50	165-12	6-Lug, 6hh	RW1176-3JAK
* Make sure you provide, wheel number, number of lugs and number of hand holes			
Simulators for Trailers (16"— 24.5 trailer simulators are available. Please specify wheel size and wheel part number when inquiring.)			
17.5 x 6.75	Accuride - 28656	8-Lug, Hub Piloted	RW1700-256ATK
17.5 x 6.75	Accuride - 28112	8-Lug, Stud Piloted	RW1700-2ATK

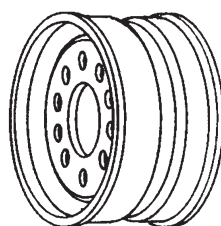
Not all part numbers are listed. See price list for all part numbers.



Cast Spoke/Dayton



Steel Disc



Super Single

